



## Stage 3 Overview Term 1 2024

Welcome back to all the students and families of Meadowbank Public School! The Stage 3 teachers are all excited for the busy year ahead and look forward to getting to know the students. We have already been very busy with sport try-out days, swimming carnival and buddies.

Our new Kindergarten students have been given a Year 6 'buddy'. Buddies look out for the Kindergarten students, help teach them school rules and routines and encourage them to play with their new Kindergarten friends. Year 6 have been visiting the Kindergarten rooms to support their buddy which has been a great experience for all the students.

Year 5 will complete their NAPLAN test this term. During the testing window it is crucial that all Year 5 students bring over-ear headphones.

Please read the information below to find out about the different programs and topic students will cover throughout Term 1. For more information on these dates please make sure you check the weekly school newsletter.

### Important dates

- Monday 19 February to 1 March - Life education visit
- Wednesday 21 February - Swimming Carnival

- Thursday 22 February - Meet the Teacher night years 3-6
- Wednesday 6 March - Wests Tigers presentation on respect
- Wednesday 6 March - Police Youth Liaison visit on cyber safety
- Thursday 7 March - Student Leadership Workshop Hosted By Marsden High School
- Monday 11 March - Harmony Day Parade
- Wednesday 13 March to Monday 25 March - NAPLAN (Year 3 and 5 only)
- Tuesday 26 March (evening)- Iftar Dinner
- Thursday 28 March - Easter Hat Parade
- Friday 29 March - Good Friday Public Holiday
- Monday 1 April - Easter Monday Public Holiday
- Tuesday 2 April to Friday 12 April - Parent Teacher interviews
- Friday 12 April - ANZAC Day ceremony
- Friday 12 April - Last day of Term 1
- Tuesday 30 April - First day of Term 2

## What's happening in Stage 3?



### **English**

In Stage 3 Literacy, students will be exploring the novel 'Black Cockatoo' by Carl Merrison and Hakea Hustler. They will investigate themes related to freedom, family and Indigenous Peoples.

In Stage 3 writing, students will focus on the Talk for Writing program 'Beowulf', where they learn a model text orally and innovate the learnt text. Students will explore the key structures of a narrative and develop an understanding of language features that can be used to create a sense of suspense.

### **Mathematics**

In Stage 3 Mathematics, students will focus on the representation and arrangement of numbers beyond a million. They will explore how fractions and decimals can be represented in different ways and interpret numerical data. Students will also develop efficient and flexible strategies for solving addition and subtraction problems. The students will use these these strategies to effectively measure length, perimeter and time.

## **History**

In Stage 3 History, students will study a unit titled 'Australia as a Nation'. They will explore what life was like in Australia before 1901 and learn about the development of Australia as a nation. Students will investigate the factors that led to the development of democracy and citizenship and how it led to the Federation of Australia. Students will learn about the significance of Australia's British heritage, the Westminster system and other models that influenced the development of Australia's system of government.

## **Geography**

In Stage 3 Geography, Students will explore countries of the Asia region and the connections Australia has with other countries across the world. They will investigate the diversity in geographical features within the Asia region and examine the economic, demographic and social differences between countries of the Asia region such as employment, population, and lifestyle. Students will be learning to gather, analyse, evaluate and interpret geographical information from secondary sources and demonstrate academic integrity.

## **Personal Development and Health (PD/H)**

In Stage 3 PD/H, students will explore the concept of friendship and delve into the characteristics of a healthy friendship. Additionally, they will examine the adverse effects of alcohol, appropriate guidelines and behaviours related to alcohol consumption.

## **Creative arts**

In Stage 3 Creative Arts, students will gain an understanding of portraiture and expressionism, with an introduction to the Archibald Prize. They will investigate various influential artists from history who have portrayed subjects in diverse styles. Throughout the unit, students will produce portraiture artworks inspired by a variety of artists.

## **Library**

In Stage 3 Library, students will be taught History by our librarians Ms Grassi, Miss Leone and Mr Watts.

Students are strongly encouraged to bring a library bag for borrowing books, **reading them** and returning.

Stage 3 Library days are:

Tuesday

- 6C with Mr Watts
- 6Y with Ms Grassi
- 5R with Ms Grassi

Thursday

- 5B with Mr Watts

- 5H with Mr Watts

Friday

- 6J with Ms Leone

### **Physical Education (PE) and sport**

In Stage 3 PE lessons, students will be focusing on soccer and Oz-tag. The goal of these lessons is to increase students' fitness and agility through engaging activities. The games are also designed to help students develop tactical skills used in sports. Each lesson will have a focus of running in preparation for the Cross Country Carnival.

Stage 3 PE days are:

Tuesday

- 5B with Mr Noble
- 6C with Mr Noble
- 6J with Mr Cummins
- 6Y with Mr Cummins

Thursday

- 5R with Mr Cummins
- 5H with Mr Cummins

### **Science and technology**

In Stage 3 Science, students will investigate a variety of contact and non-contact forces through practical investigations, including simple ideas of force, gravity and buoyancy. Students will learn to represent scientific concepts in the form of drawings to label both push and pull forces. They will construct and launch their own model rocket and will write scientific reports, as evidence of their experiments and practical investigations. Throughout the unit students will challenge their critical and creative thinking skills.

Stage 3 Science days are:

Monday

- 6C with Miss Fong

Tuesday

- 6J with Miss Price
- 5R with Ms Fong

Thursday

- 5B with Miss Fong

- 6Y with Miss Fong
- 5H with Miss Price

## Homework



Homework will start in Week 5. It is important Stage 3 students read at home every day. This may include reading novels, factual texts, graphic novels and a range of other texts. Parents can support their child by encouraging reading every day. This kind of environment encourages your child to see reading as an important and normal part of every day.

Homework will consist of the following:

1. Reading every night - students will be asked to complete a reading log on Google Classroom to track their reading
2. Set mathematics tasks on <https://mathspace.co/au>

In addition to weekly homework students also have a **term project** that they will work on throughout the term. For term 1 students will plan, research and create a speech for the Multicultural Speaking Competition.

Optional additional tasks include:

1. <https://www.typing.com/> - typing skills

2. <https://www.topmarks.co.uk/maths-games/hit-the-button> - mental maths skills

## Help with homework



Mathspace are offering a free parent webinar to help understand how the program works. The webinar will take place this Thursday 15 February. Please the link and flyer below for more information.

Register here: [Webinar Registration - Zoom](#)

**mathspace**

## Parents and Carers Information Night

**How to Support your Child using Mathspace**

Mathspace is hosting a webinar for parents and carers to show how you and your child can use our platform to track their progressive mathematical learning.


**This session will cover**

- finding and completing work assigned by your child's teacher
- the skills map and how it tracks your child's progress so you can celebrate growth in mathematical understanding
- recommended tasks that target the prior skills needed to excel at class work
- signing up for weekly emails on your child's progress
- updates to the student workbook to keep your child progressing through their work including our new AI Tutor, Milo.

**Where: Zoom**  
**Register below**

February 13th 6pm      February 15th 9pm

## Communication - A message from Miss Parada



Dear families

Our Term Overviews are one of the many ways we provide our families with important information about their child's learning and wellbeing programs for each term. By sharing detailed information about our teaching and learning programs, we aim to foster a strong partnership between teachers and parents. When you are well-informed about the curriculum and learning outcomes, you can better participate in your child's education.

### **Contacting your child's teacher**

If you would like to message your child's class teacher, please email the school: [meadowbank-p.school@det.nsw.edu.au](mailto:meadowbank-p.school@det.nsw.edu.au)

The email will be forwarded to your child's teacher.

If the matter is urgent, please call the school: **9809 3648**

Your message will be passed to the teacher.

**Sentral Parent Portal**



Our school is using the **Senral Parent Portal** to provide parents one platform to access school information including school newsletters and announcements, permission notes, student academic reports, and student attendance information. Parents can also use the portal to explain student absences.

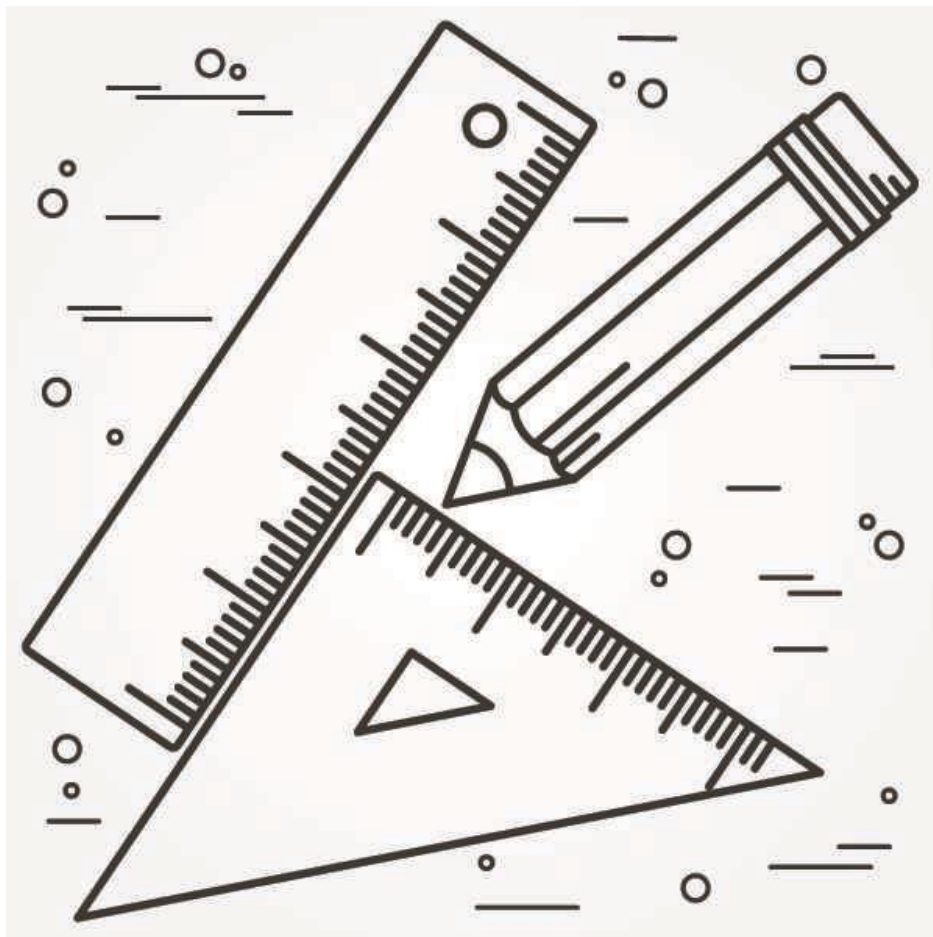
We look forward to working with our school community and building strong respectful, positive relationships through communication and collaboration.

Yours sincerely,

**Cecilia Parada**

Principal

## Classroom resources



Please refer to the resource list for stage 3. It is important all students have access to these materials each day at school.



Address: 6 Rhodes Street, Meadowbank, 2114 Telephone: (02)9809 3648  
Email: [meadowbank-p.school@det.nsw.edu.au](mailto:meadowbank-p.school@det.nsw.edu.au) Website: [meadowbank-p.schools.nsw.gov.au](http://meadowbank-p.schools.nsw.gov.au)

**Resource List for 2024  
Stage 3 – Year 5 and Year 6**

Dear Parents/Carers,

We are providing a list of required resources for 2024 so you can take advantage of the 'back to school' sales. Please see the table below of required resources for Year 5 and Year 6 for 2024. These resources are expected to be brought to school at the beginning of the year and every day labelled clearly with your child's name. Some of these resources will need to be **regularly** replaced during the year.



1 small pencil case for daily supplies with:



1 large eraser



1 pencil sharpener with shaving collector



1 small pair scissors



1 glue stick



1 30cm ruler (preferably metal or wooden)  
– not required to fit into pencil case



2 HB lead pencils (non-mechanical)



2 whiteboard markers (not permanent)  
Note: These run out. Please prepared to replenish.



2 blue or black pens



2 red pens



2 highlighters (1 green and 1 pink)

\*These need to be replenished monthly or as needed.



1 large pencil case with:



1 set of 12 coloured pencils



1 set of 12-15 coloured textas



1 small whiteboard eraser

#### Technology



Over-the-ear headphones (no bluetooth)



Own laptop (strongly recommended – must meet the specifications as indicated below)

#### BYOD Information for Years 3-6

A user agreement will need to be completed and signed by both each student and parent before the devices are to be brought to school. This user agreement will be handed out early next year. Basic requirements are as follows.

**Operating system and anti-virus:**

Students must ensure they have a legal and licensed version of a supported operating system and of software. If applicable, students' devices must be equipped with anti-virus software.

**NSW Department of Education's Wi-Fi network connection only:**

Student devices are only permitted to connect to the department's Wi-Fi network while at school. There is no cost for this service.

**Battery life and charging:**

Students must ensure they bring their device to school fully charged for the entire school day. No charging equipment will be supplied by the school.

**Theft and damage:**

Students are responsible for securing and protecting their devices at school. Any loss or damage to a device is not the responsibility of the school or the Department.

**Maintenance and support:**

Students are solely responsible for the maintenance and upkeep of their devices.

**Ergonomics:**

Students should ensure they are comfortable using their device during the school day particularly in relation to screen size, sturdy keyboard etc.

**Data back-up:**

Students are responsible for backing-up their own data and should ensure this is done regularly.

**Insurance/warranty:**

Students and their parents/caregivers are responsible for arranging their own insurance and should be aware of the warranty conditions for the device.

**Wireless connectivity:**

Primary schools: The department's Wi-Fi network installed in primary schools operates on the **802.11n 5GHz standard**. Devices that do not support this standard will not be able to connect.

**Operating system:**

The current or prior version of any operating system.

**Software and apps:**

Students will be able to access most school software and apps through the Department of Education's Student Portal website. All other computer software and apps should be fully updated.

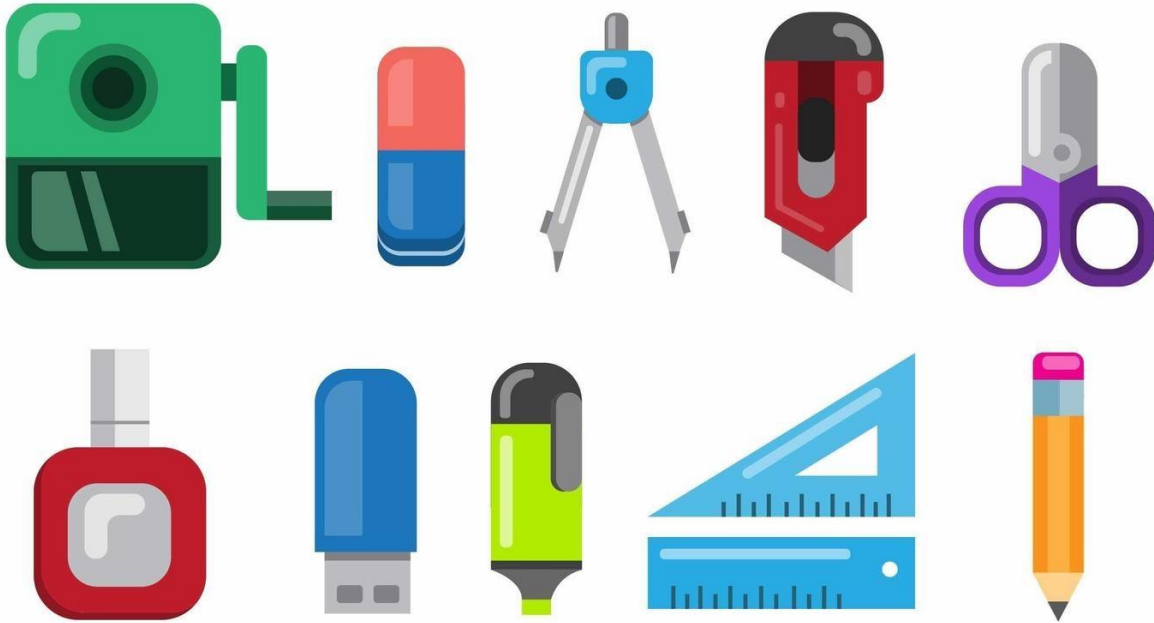
**Battery life:**

A minimum of 5hrs battery life to last the school day.

**Memory and RAM:**

A minimum specification of 16 GB storage and 4 GB RAM to process and store data effectively.

## Additional information



- As part of our whole school approach to a healthy lifestyle and due to a growing number of students with allergies/anaphylaxis we ask that parents only send enough food for their own child and remind them to **not share food at school**. In addition to this we ask that students do not bring in food for student birthdays or other celebrations.
- It is important for all students to be at school ready to start their learning day promptly at 8:45am. Students **must not** be at school prior to 8:15am. If your child needs to be dropped off earlier you must book them into before school care.
- Students are expected to bring their resources to school every day including their own device (fully charged). Students must return their BYOD note before bringing their own device to school (see example of note below). Please ensure that your child has purchased all the resources on the resource list including headphones.



**BRING YOUR OWN DEVICE (BYOD) STUDENT AGREEMENT**

**(Return this page only to your classroom teacher)**

Students must read and sign the BYOD Student Agreement in the company of a parent or caregiver unless otherwise directed by the principal.

I agree that I will abide by the school's BYOD policy and that:

- ❖ I will use the department's Wi-Fi network for learning.
- ❖ I will use my device during school activities at the direction of the teacher.
- ❖ I will not attach any school-owned equipment to my mobile device without the permission of the school.
- ❖ I will use my own portal/internet log-in details and will never share them with others.
- ❖ I will stay safe by not giving my personal information to strangers.
- ❖ I will not bypass any hardware and software security implemented by the department or my school.
- ❖ I will not use my own device to knowingly search for, link to, access or send anything that is:
  - offensive
  - threatening
  - abusive or defamatory
  - considered to be bullying.
- ❖ I will report inappropriate behaviour and inappropriate material to my teacher.
- ❖ I understand that my activity on the internet is recorded.
- ❖ I acknowledge that the school cannot be held responsible for any damage to, or theft of my device.
- ❖ I understand and have read the limitations of the manufacturer's warranty on my device, both in duration and in coverage.
- ❖ I have read the BYOD Student Responsibilities document and agree to comply with the requirements.
- ❖ I have reviewed the BYOD Device Requirements document and have ensured my device meets the minimum outlined specifications.
- ❖ I have read and will abide by the NSW Department of Education's *Online Communication Services – Acceptable Usage for School Students*. See below.
- ❖ <https://education.nsw.gov.au/policy-library/policies/online-communication-services-acceptable-usage-for-school-students>

Date: / /

\_\_\_\_\_  
Student name

In the presence of: \_\_\_\_\_  
Parent/caregiver name

\_\_\_\_\_  
Student signature

\_\_\_\_\_  
Parent/caregiver signature

#### BYOD Student Responsibilities

**Operating system and anti-virus:**

Students must ensure they have a legal and licensed version of a supported operating system and of software. If applicable, students' devices must be equipped with anti-virus software.

**NSW Department of Education's Wi-Fi network connection only:**

Student devices are only permitted to connect to the department's Wi-Fi network while at school. There is no cost for this service.

**Battery life and charging:**

Students must ensure they bring their device to school fully charged for the entire school day. No charging equipment will be supplied by the school.

**Theft and damage:**

Students are responsible for securing and protecting their devices at school. Any loss or damage to a device is not the responsibility of the school or the Department.

**Maintenance and support:**

Students are solely responsible for the maintenance and upkeep of their devices.

**Ergonomics:**

Students should ensure they are comfortable using their device during the school day particularly in relation to screen size, sturdy keyboard etc.

**Data back-up:**

Students are responsible for backing-up their own data and should ensure this is done regularly.

**Insurance/warranty:**

Students and their parents/caregivers are responsible for arranging their own insurance and should be aware of the warranty conditions for the device.

#### BYOD Device Requirements

**Wireless connectivity:**

Primary schools: The department's Wi-Fi network installed in primary schools operates on the **802.11n 5Ghz standard**. Devices that do not support this standard will not be able to connect.

**Operating system:**

The current or prior version of any operating system.

**Software and apps:**

School-based requirements. All software and apps should be fully updated.

**Battery life:**

A minimum of 5hrs battery life to last the school day.

**Memory and RAM:**

A minimum specification of 16 GB storage and 2 GB RAM to process and store data effectively.

**Ergonomics:**

Reasonable sized screen and a sturdy keyboard to enable continuous use throughout the day.

**Other considerations**

Casing: Tough and sturdy to avoid breakage.

Weight: Lightweight for ease of carrying.

**Accessories**


Carry case: Supply a carry case or skin to protect the device.

Insurance and warranty: Be aware of the terms of insurance policies/warranties for the device. The school will not accept responsibility for loss or breakage.

Back-up storage: Consider a portable hard drive as an appropriate source of back-up storage for essential documents.



Eight ways to help your child with talking and listening skills



## Talking and listening tips

1. Avoid interrupting your child when they're talking and listen carefully to what they have to say.
2. Use everyday opportunities to talk with and listen to your child as they share things that are of interest or importance to them.
3. Show your child you are interested in what they are saying when they are speaking by giving nods, smiles, sounds, supportive words and gestures. The positive feedback helps reinforce to them that what they say is important and worthwhile.
4. If your child has trouble remembering things said to them, it's a good idea to encourage them to repeat in their mind what has been said, then retell it in their own words. Making notes can help if they have to do a task.
5. If you are planning something such as a party or an outing, try having a brainstorming session with your child. You can do this just by listening and sharing ideas or by writing them down together.
6. Discuss common dates on a family calendar, such as public holidays, and have your child mark in important events.
7. From the calendar, talk about days, months and years in relation to events such as birthdays and other special occasions.
8. When walking or travelling together, talk about street names and the meaning of signs, etc. You could discuss anything known about names and signs encountered (eg give an explanation about how street names may have come about).

*1 - Click to enlarge*

## Keeping your child safe online




We would like to remind all students and families that it is important to stay safe online. The Education Department and E-Safety Commissioner have many resources to help parents and students stay safe online. This term there is a free webinar for parents to help their child stay safe when playing games online. Please see the website and webinar link below to sign up for free.

Safe online gaming webinar: [Registration \(gotowebinar.com\)](https://www.gotowebinar.com)

E-Safety website: [Cyber safe parents | NSW Government](https://www.cybersafe.gov.au)

Thank you



Mr Lachlan Johnston - 6J classroom teacher and Year 5/6 Relieving Assistant Principal

Mr Kevin Chu - 6C classroom teacher

Miss Samantha Yang - 6Y classroom teacher

Mr Victor Hui - 5H classroom teacher

Mrs Rehman - 5R classroom teacher

Ms Natalie Beard - 5B classroom teacher